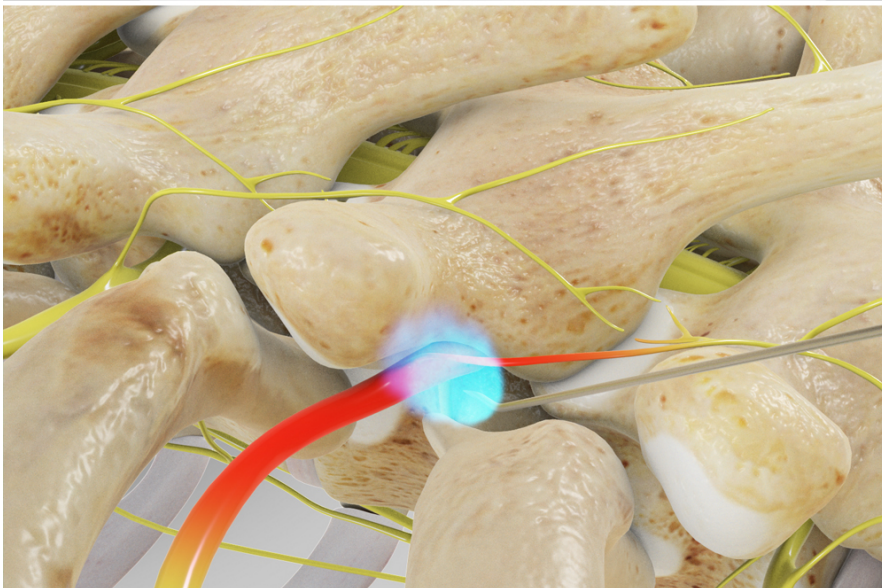
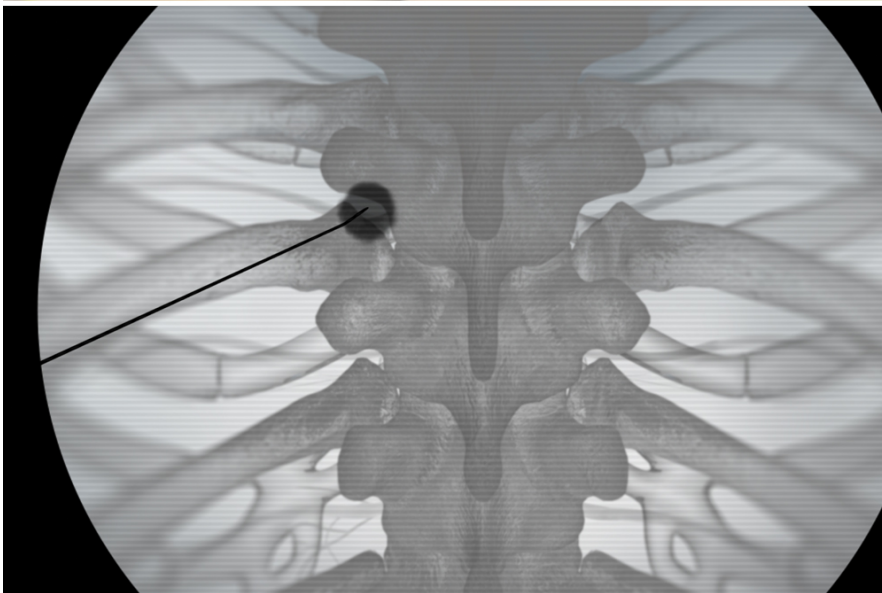
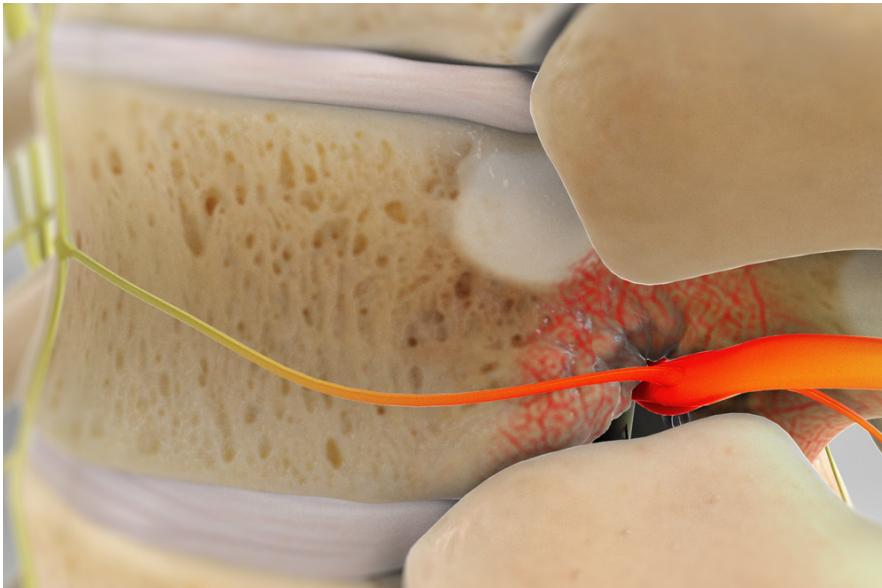




## Thoracic Transforaminal Epidural Steroid Injection (Fluoroscopic Method)



### Overview

This injection treats the pain of an inflamed nerve in your thoracic spine. It relieves nerve swelling. If you have a herniated disc, spinal stenosis or some other problem that presses on a nerve, it may help you.

### Preparation

To begin, you lie down. You may be given medicine to help you relax. You are numbed with an injection of local anesthetic.

### Placing the needle

Next, we insert a needle through the numb area. We use a video device called a "fluoroscope" to guide the needle into the epidural space. That's the space around your inflamed nerve. We may inject contrast dye to make sure the needle is in the right place.

### Injection

Finally, we inject the medicine. It bathes the painful nerve. It relieves pain and swelling. If you have other painful nerves, you may need more than one injection.

### End of procedure

After your injection, you are watched for a short time, then you can go home. To get the full benefit, you may need to come back for more injections. Your doctor will create a plan that's right for you.