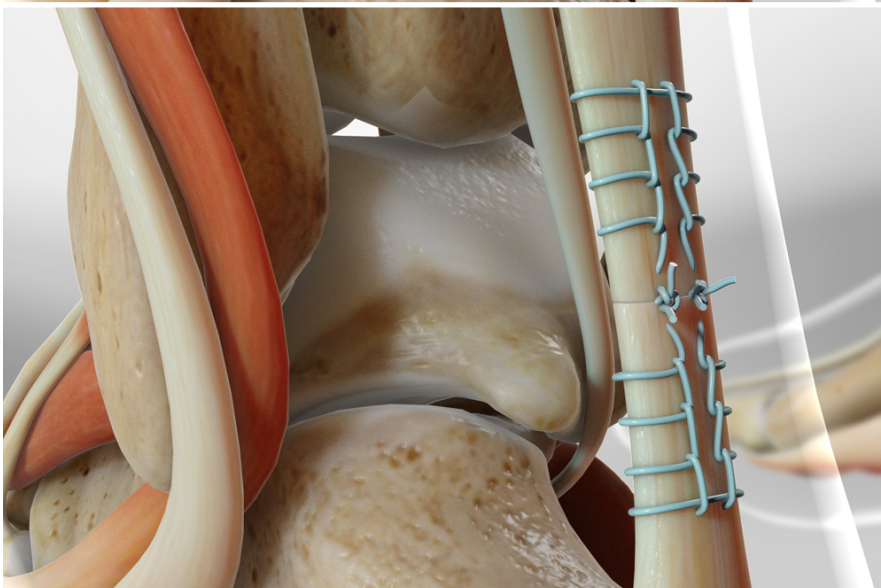
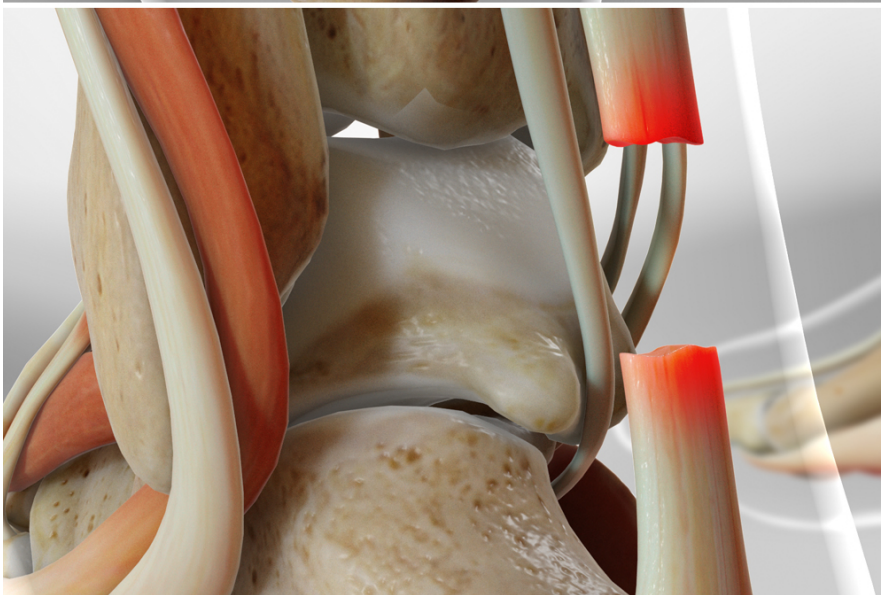
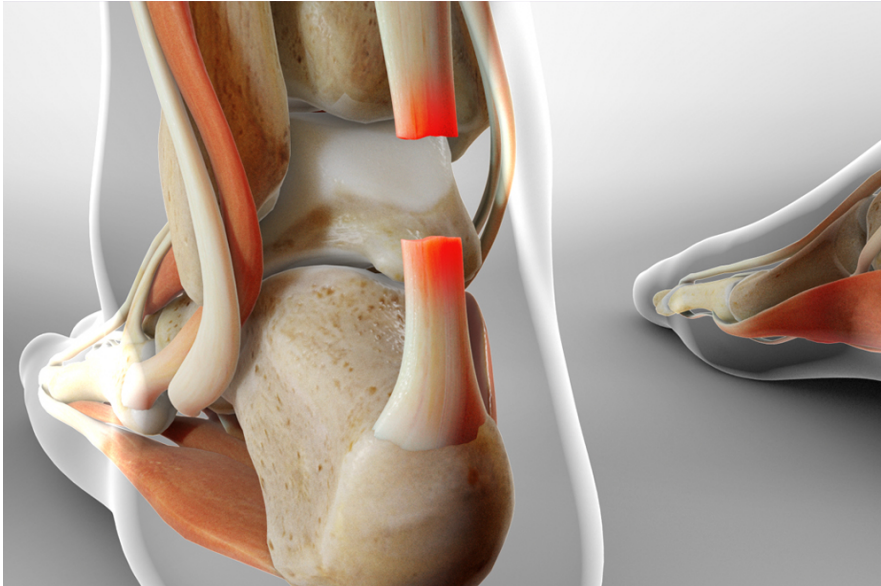




## Achilles Tendon Repair



### Overview

This surgery fixes a torn Achilles tendon. That's the large tendon that connects the calf muscles to the heel. The tear is called a rupture, meaning the tendon has completely torn in two.

### Preparation

To begin, you're put to sleep. Or, you're given medicine to make you feel relaxed and numb. If you're having an arthroscopic procedure, we make some small openings in the back of your calf. One is for a camera called an "arthroscope." The others are for tiny instruments. If you're having an open surgery, we make an incision to reach the tendon.

### Repair

Now, it's time for the repair. First, we bring the two ends of the tendon back together. Then, we secure the ends. If your tendon is badly damaged, or if it has degenerated, it makes it hard to reconnect the ends. We may need to remove the damaged parts. We may need to replace some or all of the tendon with a graft.

### End of procedure

Finally, we close the opening in your skin. You'll likely wear a cast for several weeks after the surgery as your tendon heals. Follow your care plan for a safe recovery.