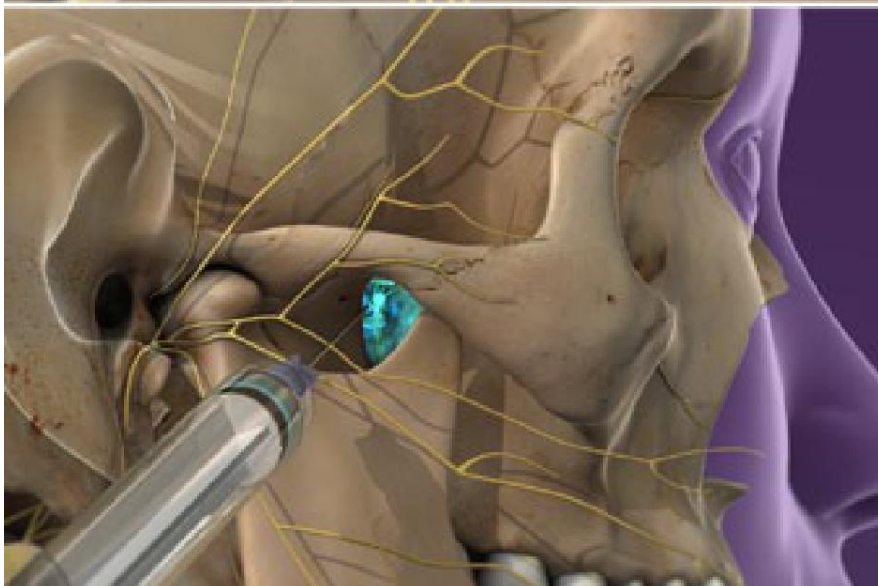
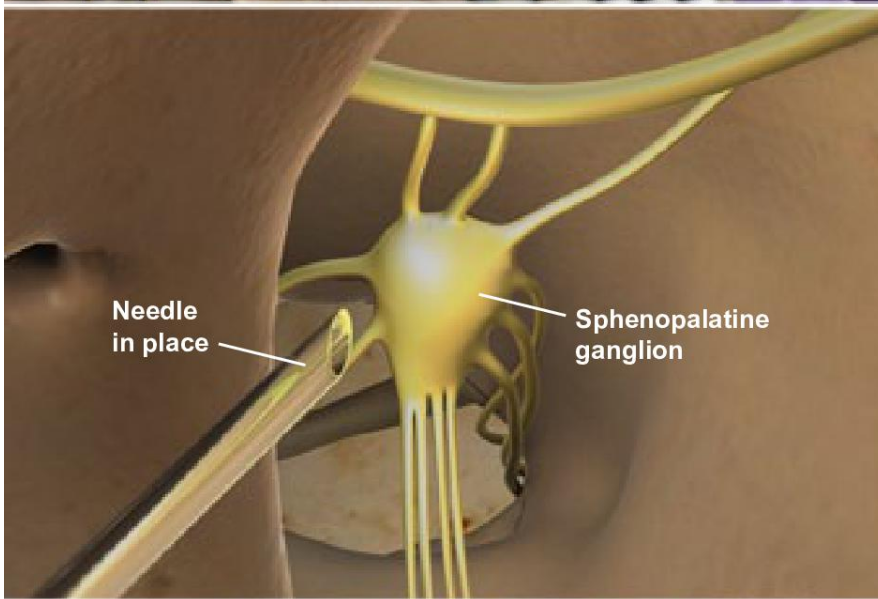
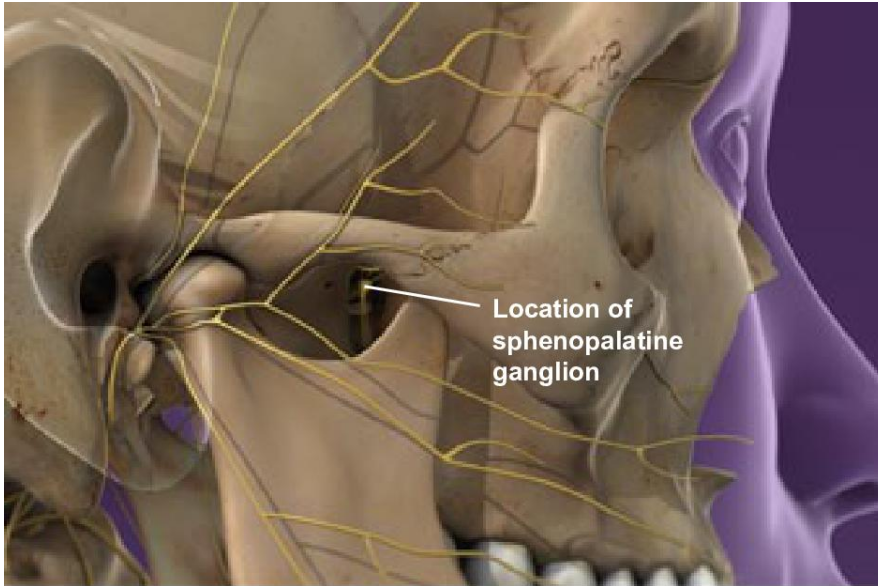




Sphenopalatine Ganglion (SPG) Block (Injection Technique)



Overview

This is an injection of numbing medicine. It is delivered to the area around a bundle of nerves called the "sphenopalatine ganglion," which lies deep within your face. This injection can be used to diagnose or to treat problems linked to these nerves.

Preparation

In preparation, you are given medicine to make you feel relaxed. Your cheek is numbed with a local anesthetic.

Numbing the Nerves

The physician inserts a needle through this tissue. With the help of a video x-ray device called a "fluoroscope," the physician carefully guides the needle to the ganglion. When it is positioned properly, the physician injects the numbing medicine. It bathes the nerves. If these nerves are linked to pain or other problems, you may experience relief. The injection will not cause your face to become numb.

End of Procedure

When the injection is complete, you may be monitored for a brief time and then allowed to leave. Because pain relief may not happen right away, you may be asked to track your pain levels after the procedure.