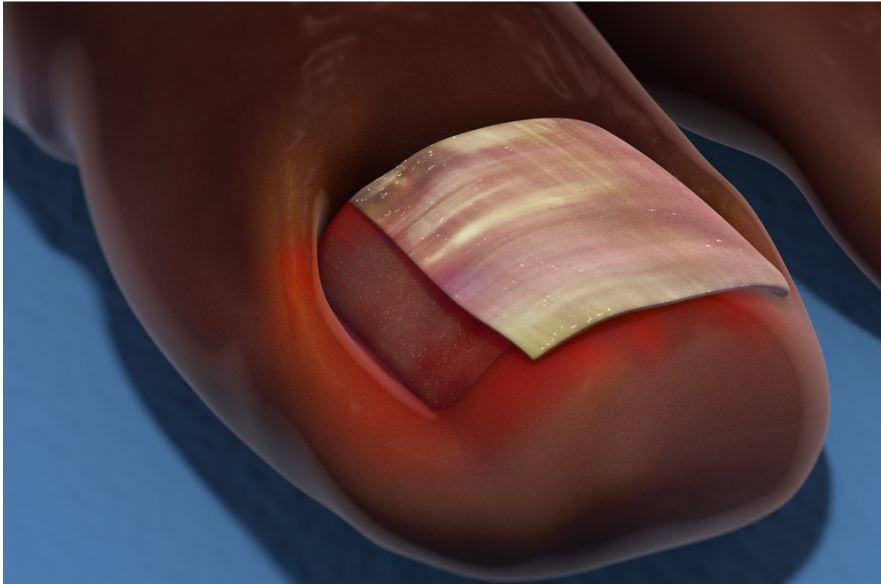
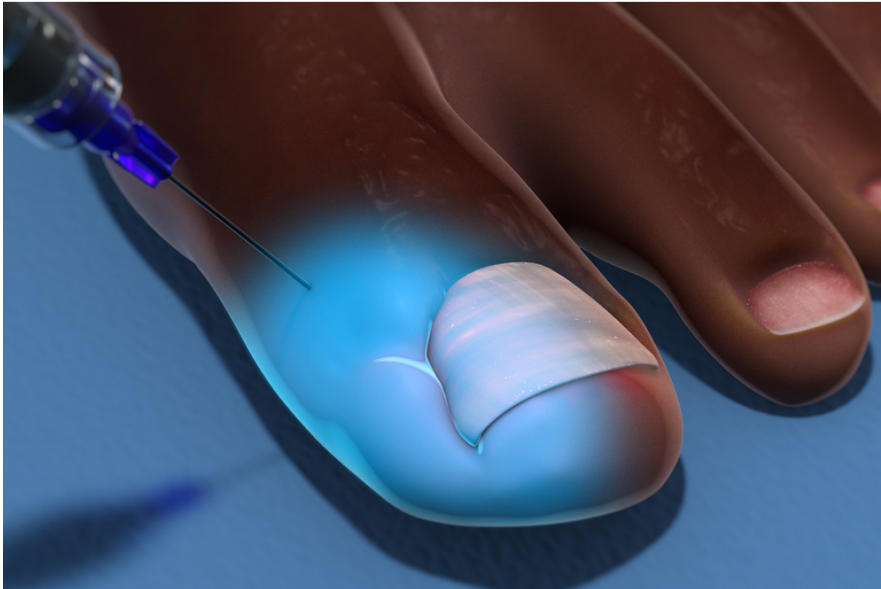
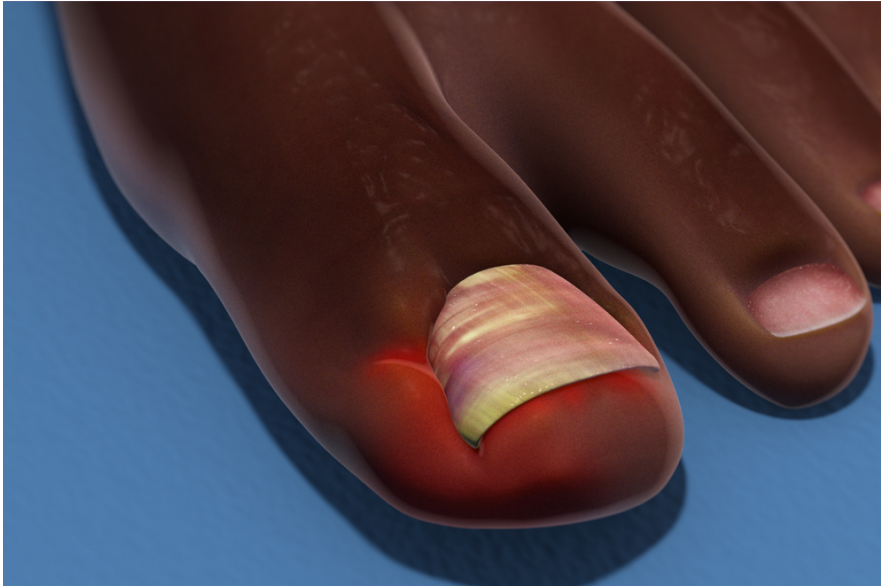




Ingrown Toenail Surgery



Overview

This simple procedure removes part of an ingrown toenail and keeps it from returning. It only takes a few minutes to complete.

Preparation

To begin, we clean your toe and give you injections of local anesthetic. This numbs your toe so you won't feel pain during the procedure.

Removing the nail

Next, we carefully lift the ingrown side of the nail from the skin it's dug into. We cut away this side of the nail and remove it.

Treating the nail bed

Now we need to treat the nail bed. We do this by rubbing the base of the nail bed with a medicine. It destroys the cells from which the nail grows. From now on your nail will be narrower, and hopefully it won't become ingrown again.

End of procedure

When it's done, we bandage your toe. It will heal in the next few weeks. Follow your care instructions for safe healing.