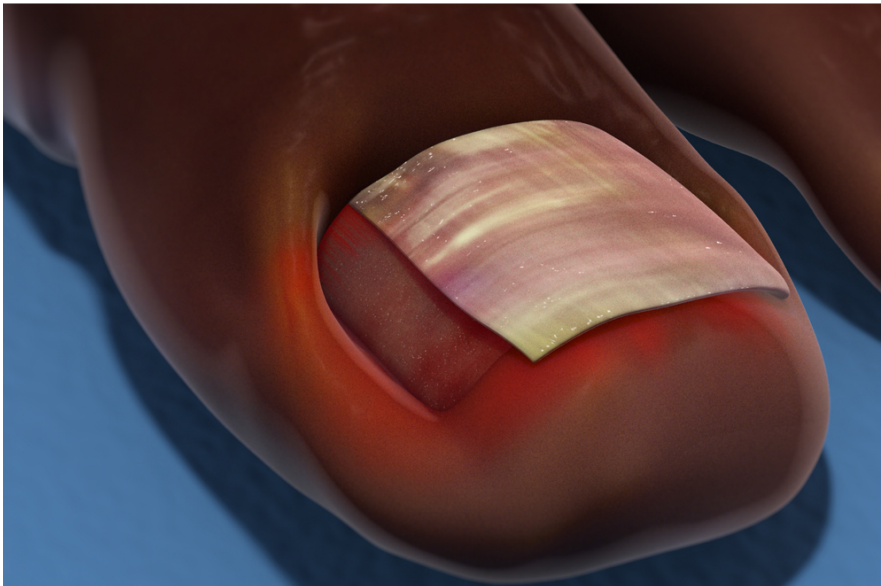
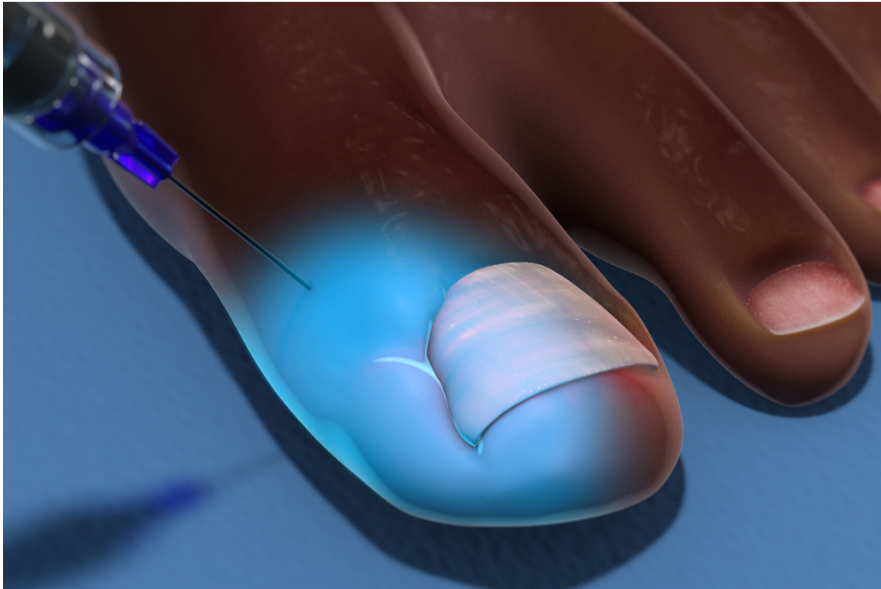
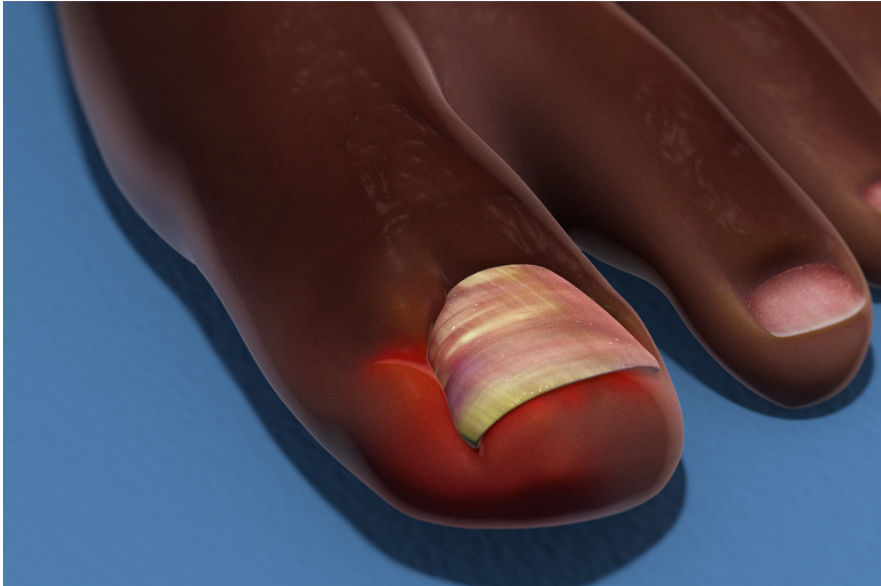




## Ingrown Toenail Surgery



### Overview

This simple procedure removes part of an ingrown toenail and keeps it from returning. It only takes a few minutes to complete.

### Preparation

To begin, we clean your toe and give you injections of local anesthetic. This numbs your toe so you won't feel pain during the procedure.

### Removing the nail

Next, we carefully lift the ingrown side of the nail from the skin it's dug into. We cut away this side of the nail and remove it.

### Treating the nail bed

Now we need to treat the nail bed. We do this by rubbing the base of the nail bed with a medicine. It destroys the cells from which the nail grows. From now on your nail will be narrower, and hopefully it won't become ingrown again.

### End of procedure

When it's done, we bandage your toe. It will heal in the next few weeks. Follow your care instructions for safe healing.