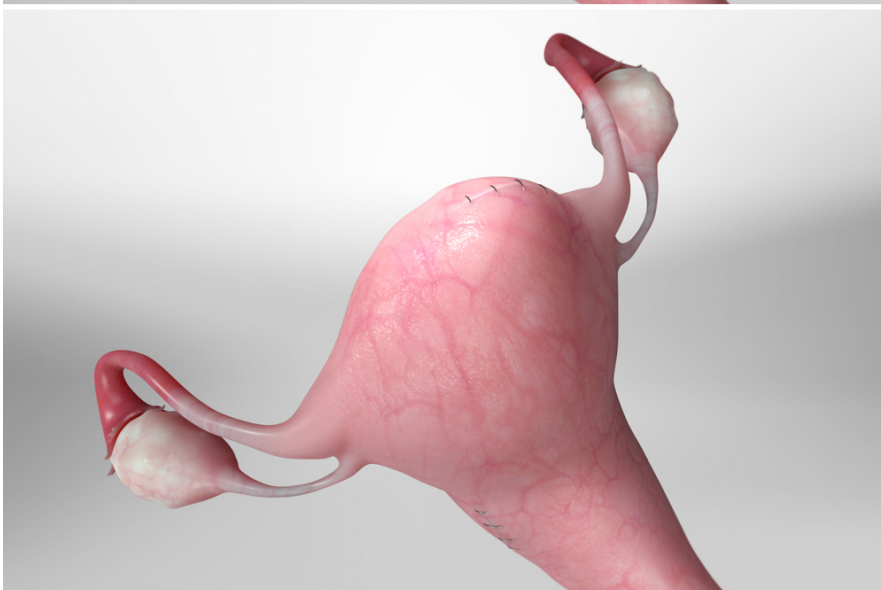
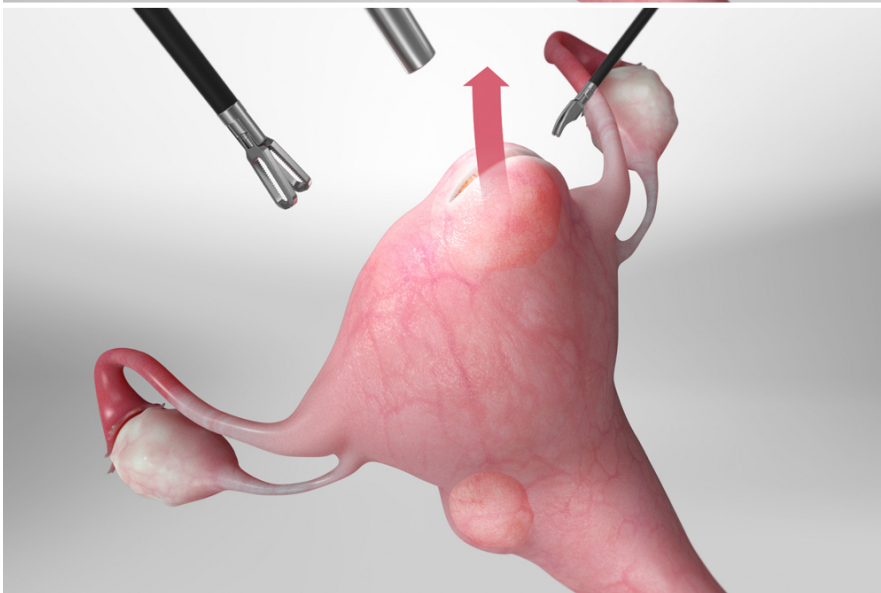
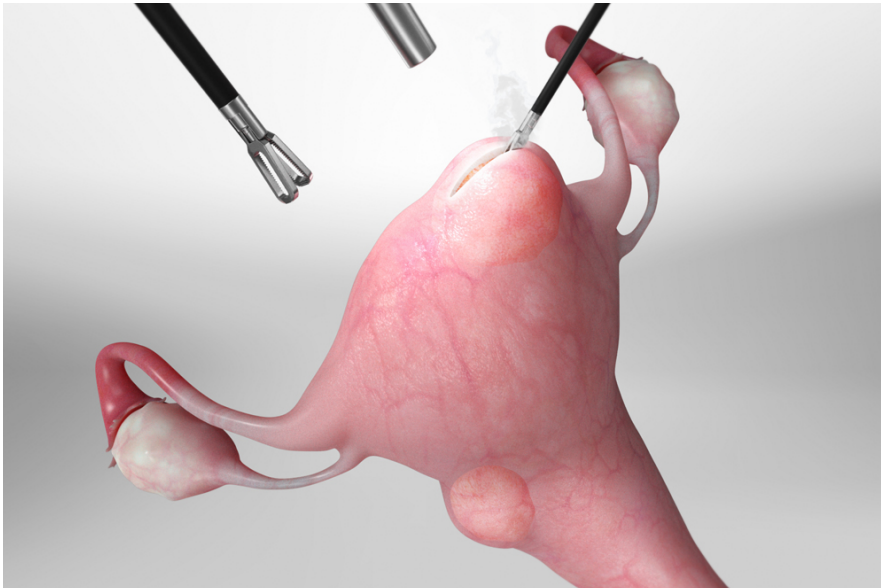




Myomectomy for Uterine Fibroids (Robot-Assisted)



Overview

This surgery removes growths called "fibroids" from your uterus. That's your womb. We do this when fibroids cause things like pelvic pain, abnormal bleeding from your uterus and fertility problems.

Preparation

To begin, we put you to sleep. We fill your abdomen with air so we can see more clearly. We also make some small openings in your lower belly area. These openings are for a special camera (called a "laparoscope") and surgical tools. The camera and tools are held by robotic arms. At our computer station, we see a magnified, 3D view inside your body through the camera. And sensitive controls let your surgeon move the arms and use the tools with precision.

Removing the fibroids

Now it's time to remove the fibroids. We use the surgical tools to separate each fibroid from the uterus. If the fibroids are big, we may cut them into smaller pieces. We pull them out of your body through one of the openings in your belly. Then, we close the wall of the uterus. We may need to treat more than one place in the uterus to remove them all.

Conclusion

After the surgery, we watch you closely as you wake up. You may be allowed to go home the same day. Or, you may stay overnight in the hospital. Follow your care tips for a safe recovery.