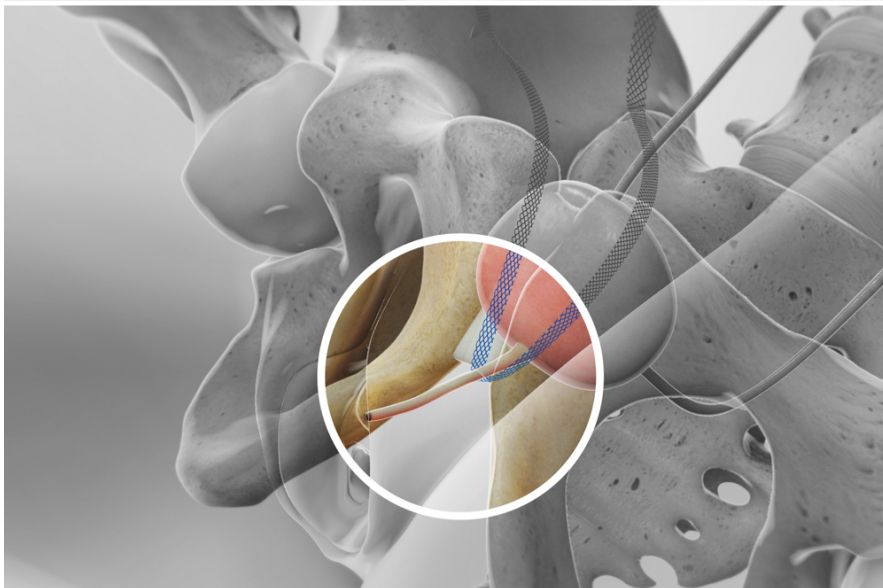
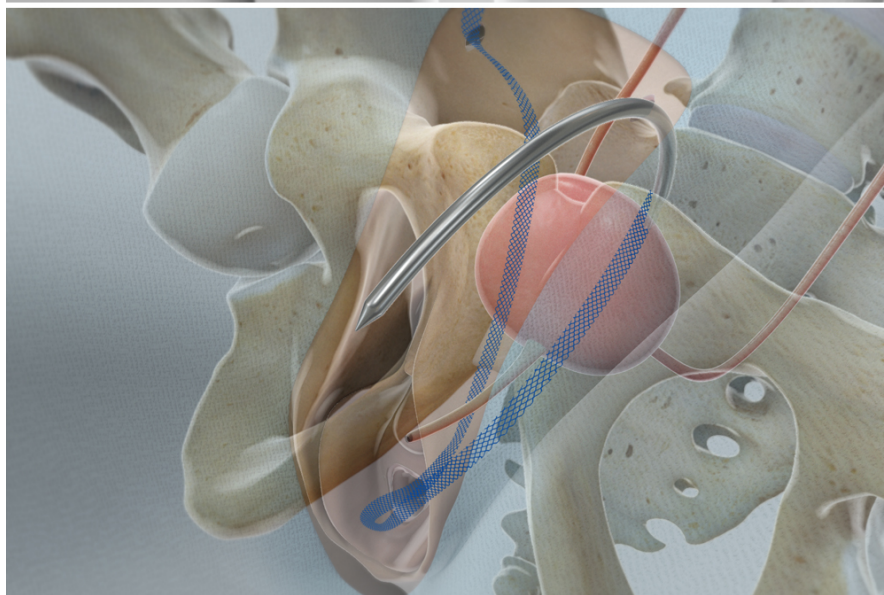
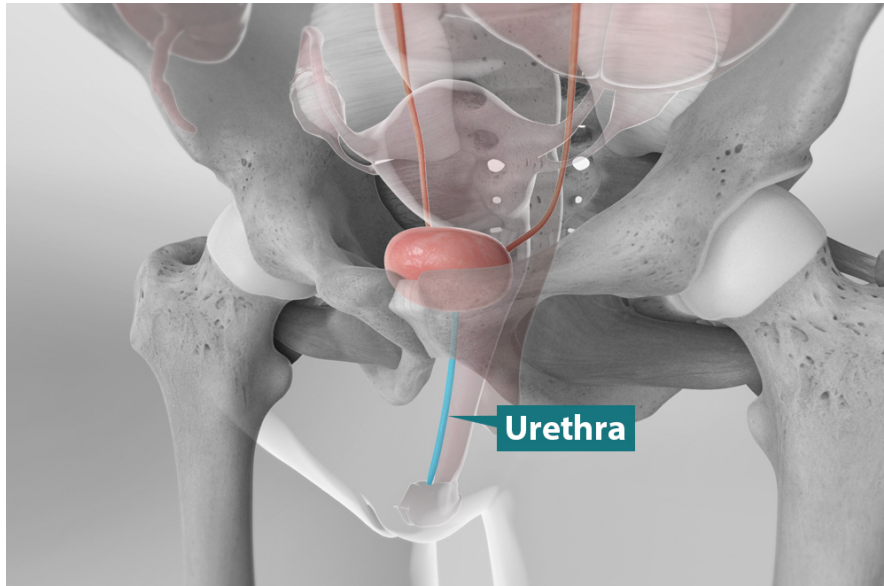




Midurethral Sling (MUS)



Overview

This surgery provides support for your urethra. That's the tube urine flows through when you pee. A midurethral sling helps stop accidental urine leaks that happen when you sneeze, cough, laugh or exercise. This is called "stress incontinence."

Preparation

To begin, you lie on a surgical table that supports your legs and feet. We give you medicine to put you to sleep or to make you feel relaxed and numb. We make a small cut inside your vagina. We may make one or more other openings in your groin or lower belly area.

Implanting the sling

Now it's time to implant the sling. Some slings are made of a synthetic mesh. Others are made from a strip of natural tissue taken from your body or from another source. We'll choose the type of sling that's right for you. Then we carefully place the sling in your body so that it spans under your urethra. We adjust its tension to lift and support your urethra. Then we secure the ends of the sling to nearby structures. By lifting your urethra, the sling helps keep it closed until you're ready to pee. It prevents pee from escaping during normal daily activities.

Conclusion

When we're done, we watch you as you become awake and alert. We check to make sure you can pee normally. Then, you can go home. Follow your care tips for a safe recovery.