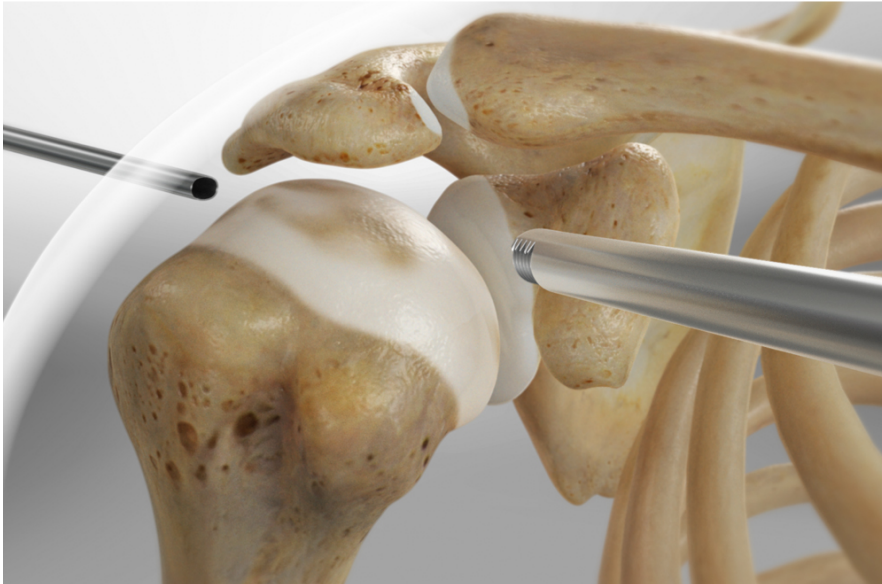
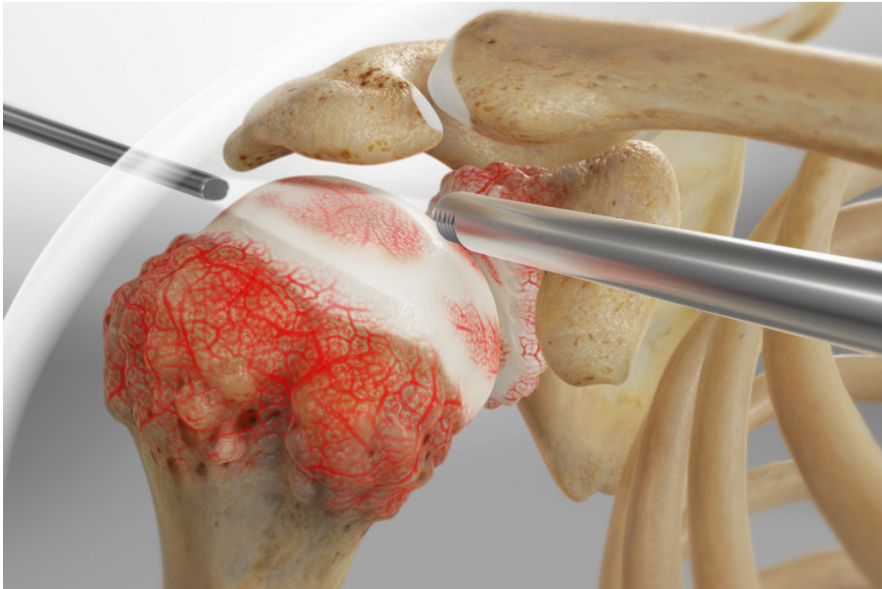
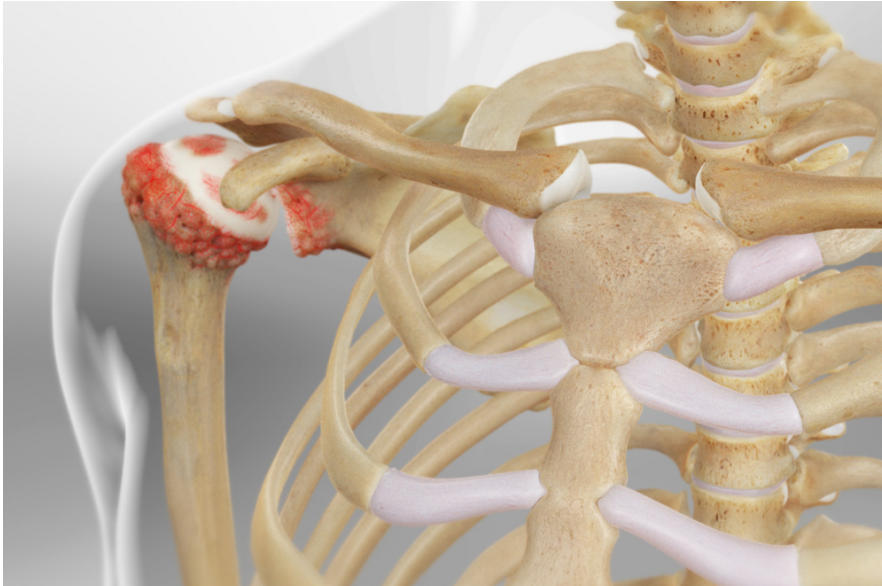




## Glenohumeral Debridement (Arthroscopic Method)



### Overview

This surgery treats damage in your shoulder joint. It removes debris and loose tissue. It may relieve pain and improve your range of motion.

### Preparation

To begin, you're given medicine to make you feel relaxed and numb. You may be put to sleep. We make some small openings in your skin. One is for a video camera device called an "arthroscope." It lets us see inside your shoulder. The others are for tiny instruments.

### Repairing the joint

Now we look for signs of damage in your joint. We may find bone spurs caused by arthritis. If so, we smooth them. We may find loose cartilage or other debris. We'll remove them.

### End of procedure

When it's done, your skin is closed and bandaged. After a period of healing, physical therapy will help strengthen your shoulder. Follow your care plan for a safe recovery.