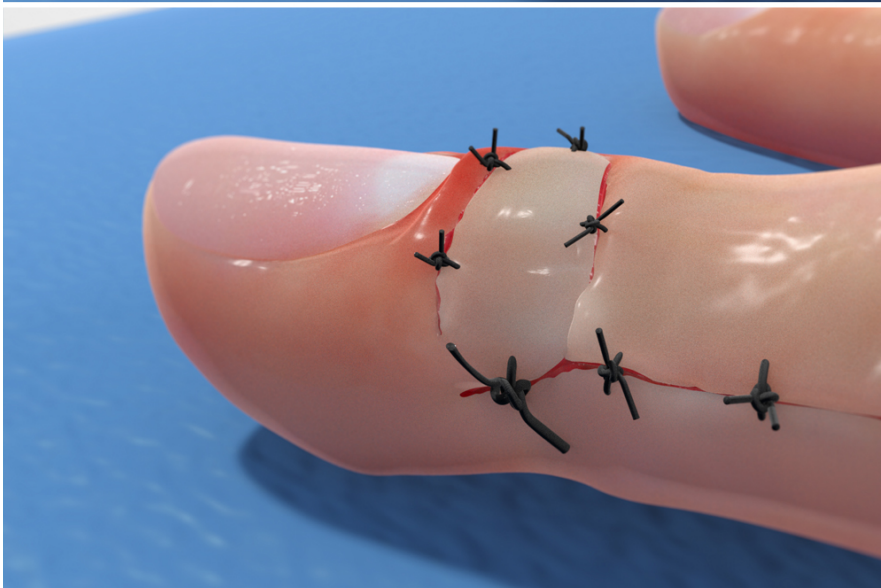
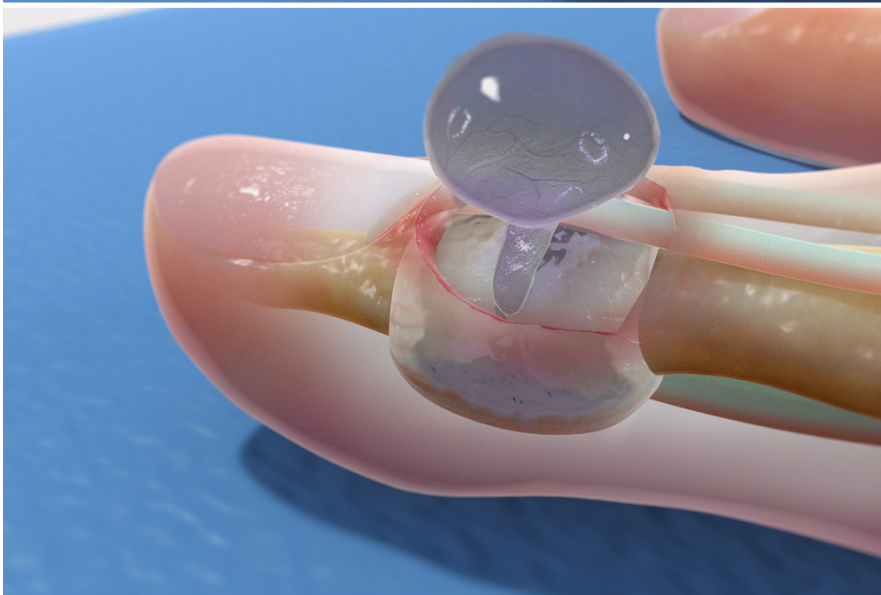
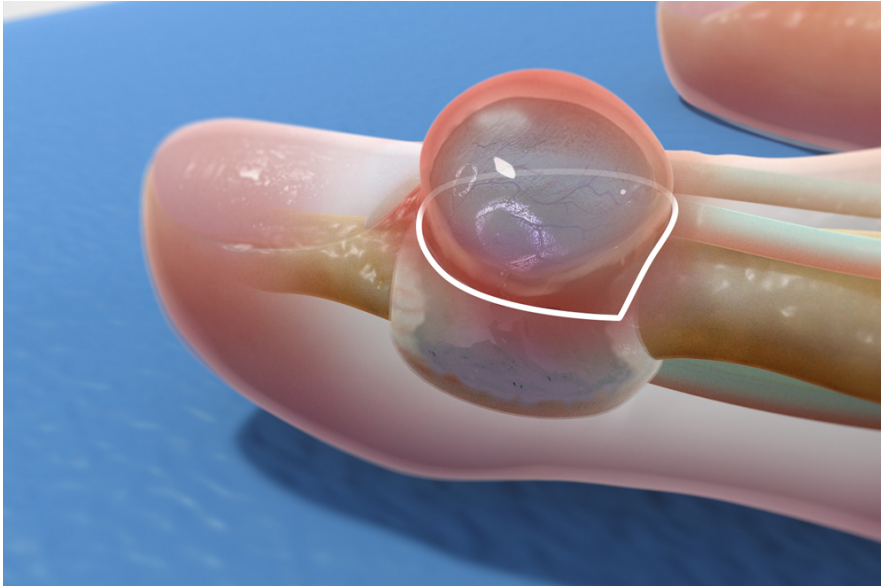




Digital Mucous Cyst Excision



Overview

This procedure removes a mucous cyst from your finger or thumb. A mucous cyst is a small, fluid-filled bump that tends to form near a joint. Removing your cyst treats pain and other issues it may cause.

Preparation

To begin, we numb your finger. We may give you medicine to make you feel relaxed and sleepy. Then, we make a small incision in your skin to reach the cyst. The length and shape of the incision depends on the size and location of your cyst.

Treating the cyst

Now, we carefully expose your cyst. We remove it along with the stalk it's attached to. We also may examine and treat other issues, like bone spurs, in your joint. Then we close the incision. In some cases we may need to use a skin graft or skin flap to close the wound.

End of procedure

When it's done, we bandage your finger and place it in a splint. Follow your care plan for a safe recovery.