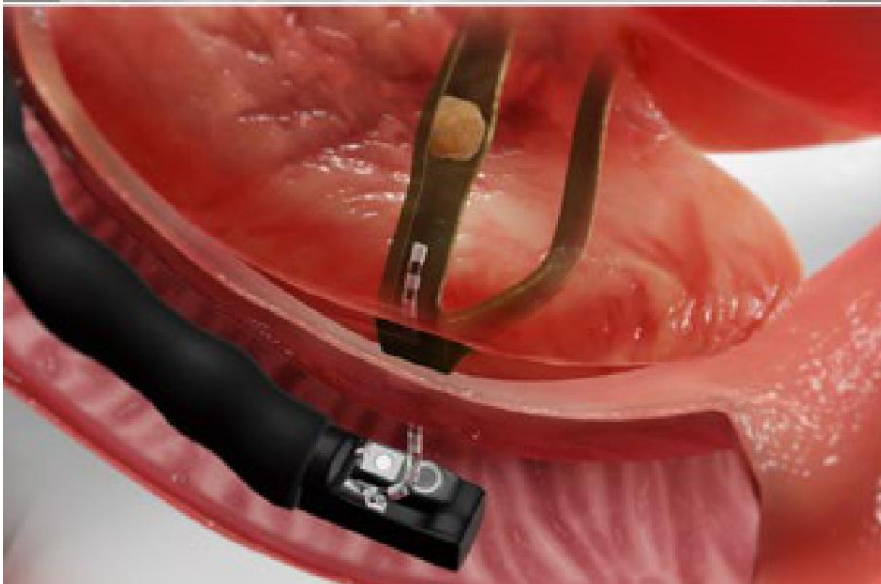
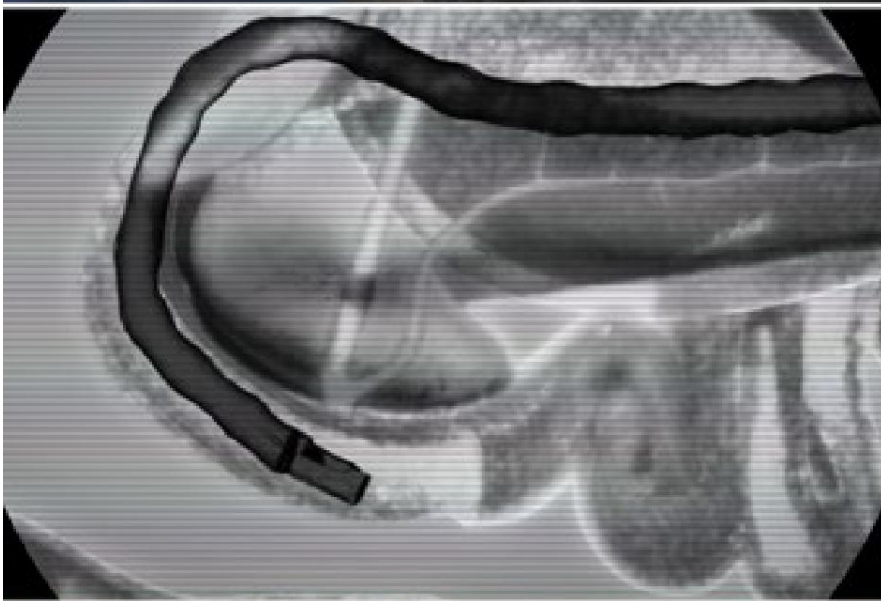
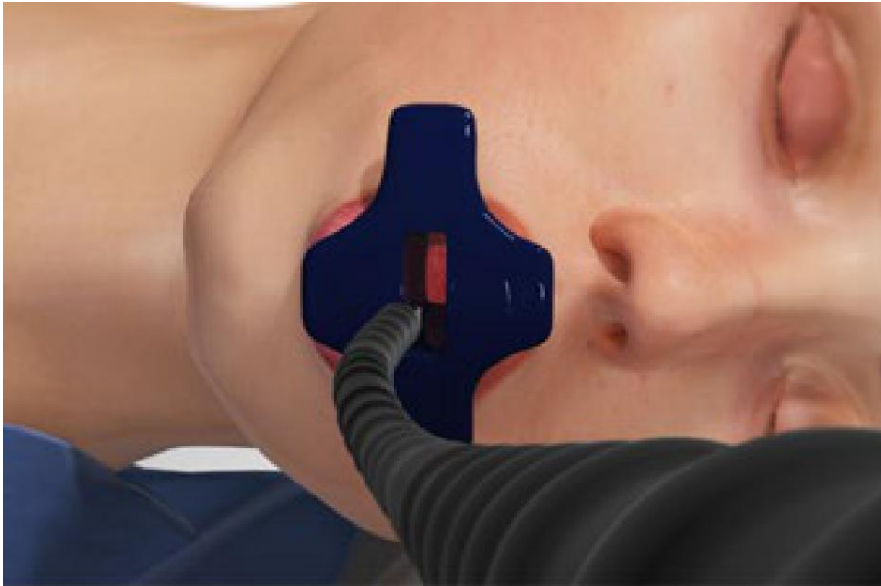




Endoscopic Retrograde Cholangiopancreatogram (ERCP)



Overview

This procedure lets a doctor see and fix some problems of the pancreas, gallbladder and bile ducts. It's done with a special camera we call an "endoscope."

Preparation

To begin, you lie on your side. You're given medicine to make you feel relaxed and comfortable. The endoscope is carefully guided down your esophagus. It goes through your stomach and small intestine to reach the area your doctor needs to see.

Procedure

Your doctor can do several things during the procedure. Contrast dye can be squirted into your bile system and pancreas. This lets your doctor take very clear x-rays. Your doctor may need to take some tissue samples. A bile duct that isn't draining properly can be opened. If you have gallstones, they can be removed.

End of Procedure

After the procedure, you're watched in a recovery room. Then, you can go home. Your doctor will follow up with you soon.