
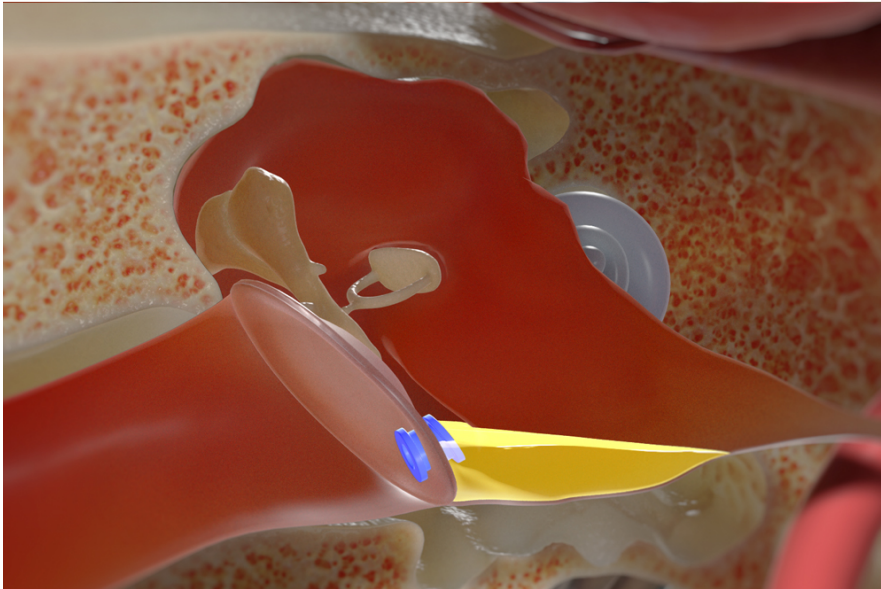
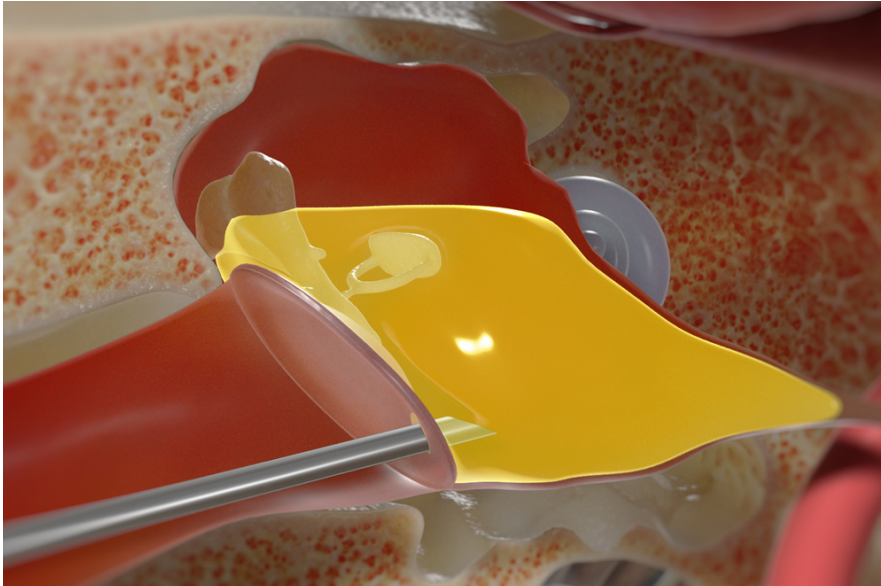




## Ear Tube Surgery



### Overview

This surgery puts a soft tube in the eardrum of one or both ears. We do this to help drain fluid that is trapped behind the eardrum. We may recommend ear tubes if your child has a lot of ear infections.

### Preparation

To begin, we give the patient medicine to put them to sleep. A surgical microscope gives us a clear view inside the ear canal.

### Placing the tube

Now, we make a small hole in the eardrum. We remove any fluid that's trapped behind the eardrum. Finally, we place a tiny, flexible tube into the hole. The tube holds this hole open so the ear can keep draining. We repeat this procedure for the other ear if needed.

### End of procedure

When it's done, we may pack the ears with cotton dressing. We watch the patient for a brief time, then they can go home. Follow your care plan for a safe recovery.

### Removal

Typically, ear tubes stay in place for six months to a year. After this time, they tend to fall out on their own, and the eardrums will often heal naturally. But in some cases, we may need to do another procedure to remove the ear tubes. We may also need to patch the hole in each eardrum. For more info, talk to your doctor.