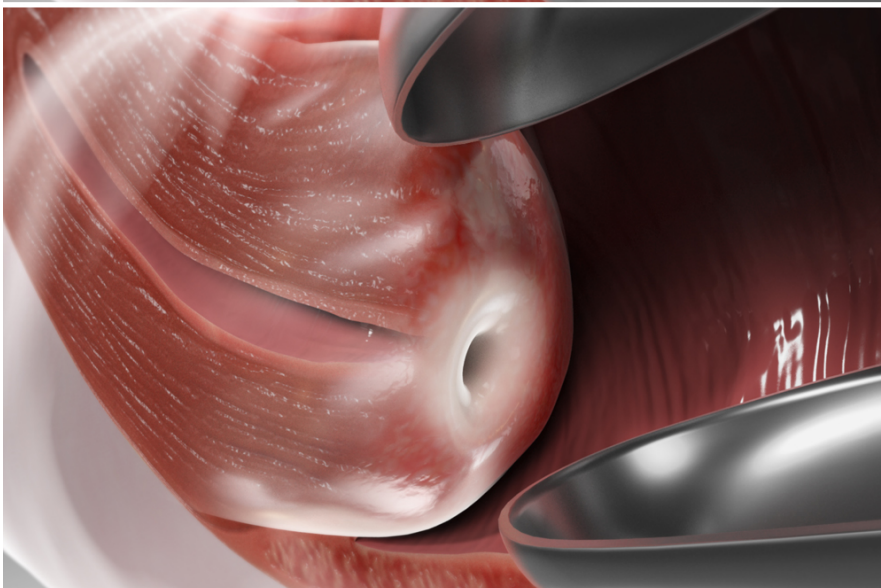
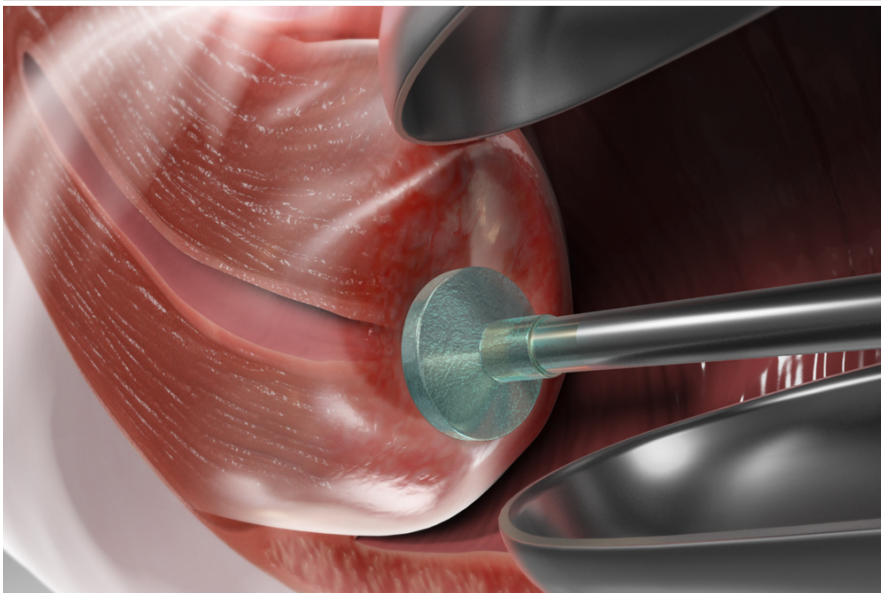
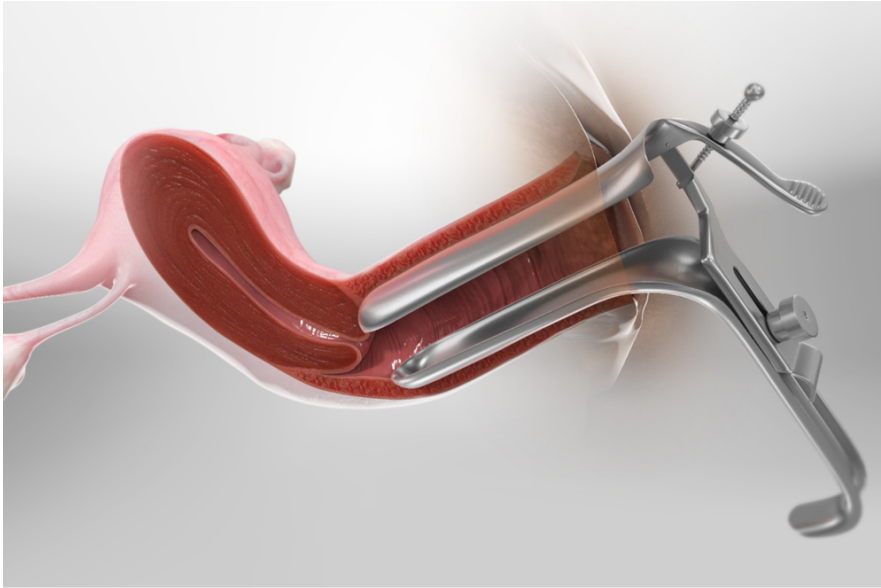




## Cryosurgery of the Cervix



### Overview

This treatment uses a very cold probe to destroy abnormal cells on your cervix. Your cervix is the lower part of your womb. Cryosurgery kills cells that, if left untreated, may turn into cancer. We also use cryosurgery to treat irregular bleeding from your cervix.

### Preparation

To begin, you lie on an exam table that supports your legs and feet. You may be given medicine to make you feel relaxed and numb. We carefully place a device called a "speculum" into your vagina. The speculum holds your vagina open so we can reach your cervix.

### Treating abnormal cells

Now it's time to treat the abnormal cells. We do this with a special probe. It's hollow metal tube we fill with a cold chemical solution. When we do this, the probe gets very cold. We touch the probe to the abnormal cells, and we hold it there for a moment as the cells freeze and die. We may need to do this more than once. And we may need to treat different parts of your cervix.

### Conclusion

When it's done, we watch you for a brief time, then you can go home. Follow your care tips for a safe recovery.