
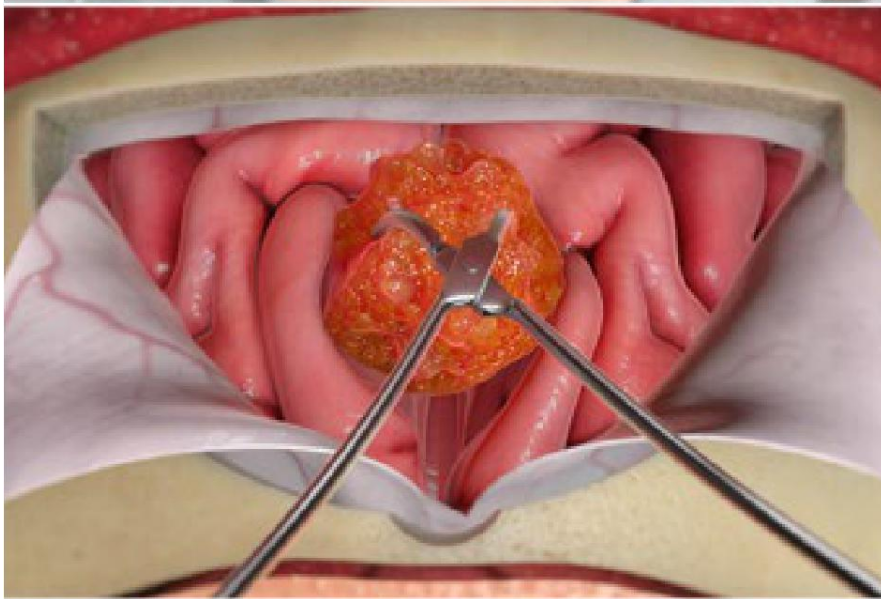
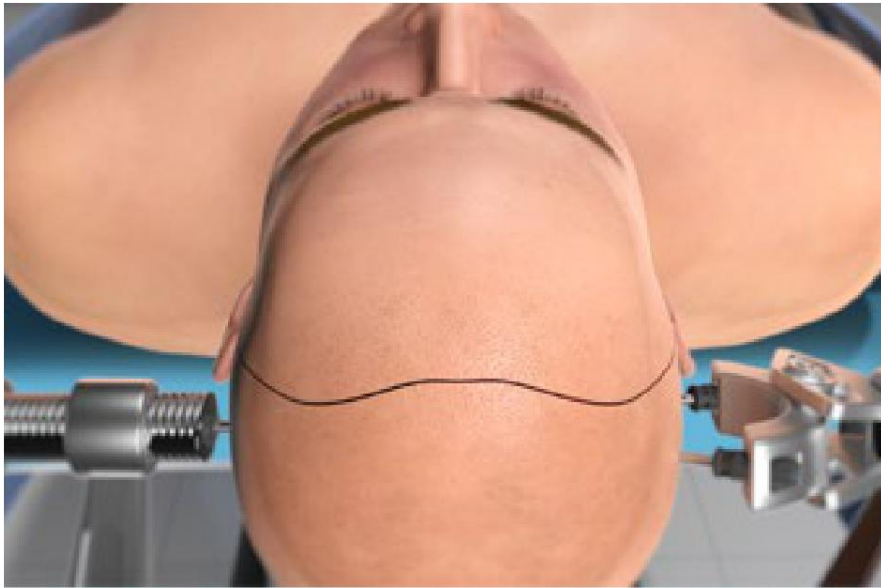




Bifrontal Craniotomy for Tumor



Overview

This surgery removes a tumor from one of the frontal lobes of your brain. The frontal lobes help control our emotions and behavior. A tumor here causes a wide range of problems.

Preparation

To begin the surgery, you're put to sleep and your head is secured. We make an incision in your scalp. Then, a part of your skull is removed so we can reach your brain. We carefully move aside tissue to expose the tumor.

Removing the tumor

Now, we study the tumor and how it's connected to your brain. We carefully separate the tumor from healthy brain tissue. Then, we remove it. Finally, we put the skull back together and secure it. We close your incision and bandage your head.

End of procedure

When the surgery is done, you're watched closely while you wake up. You'll stay in the hospital until it's safe for you to go home. Follow your care plan for a safe recovery.