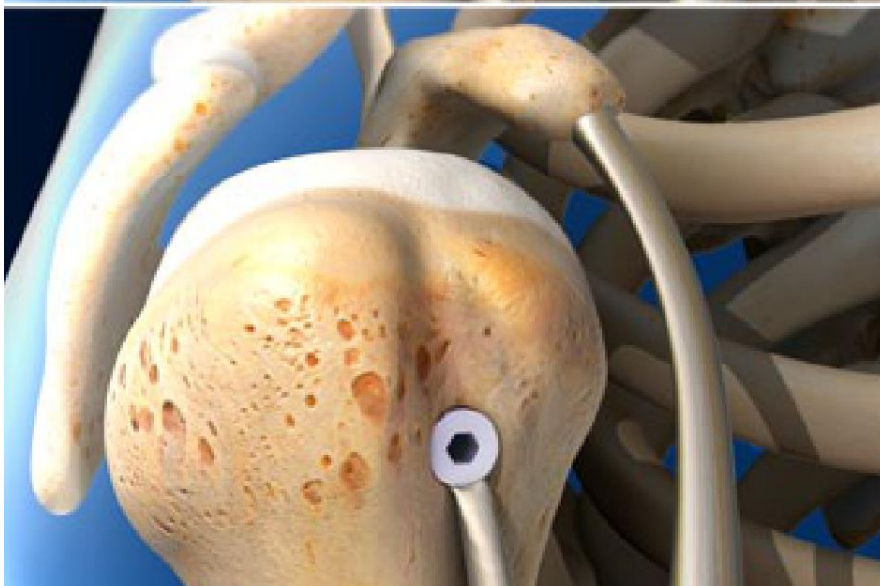
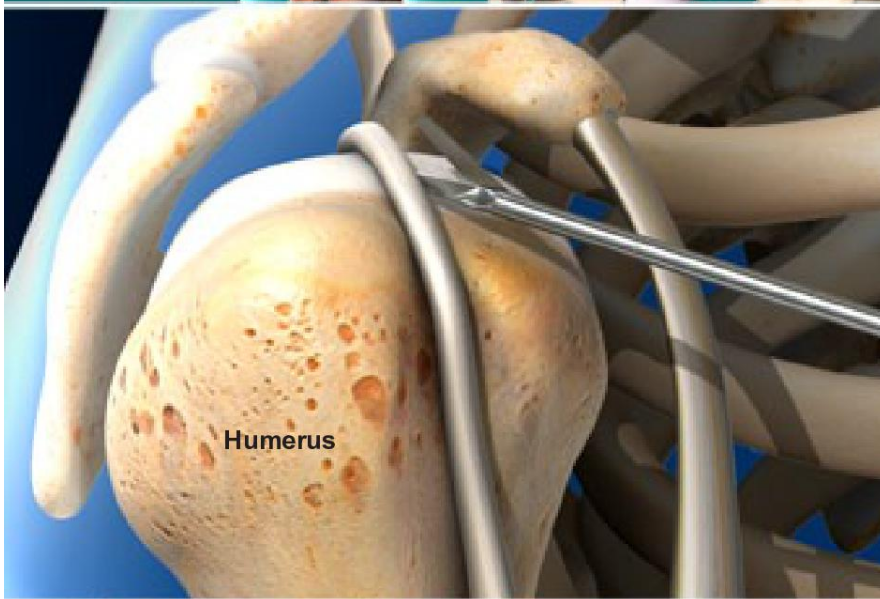
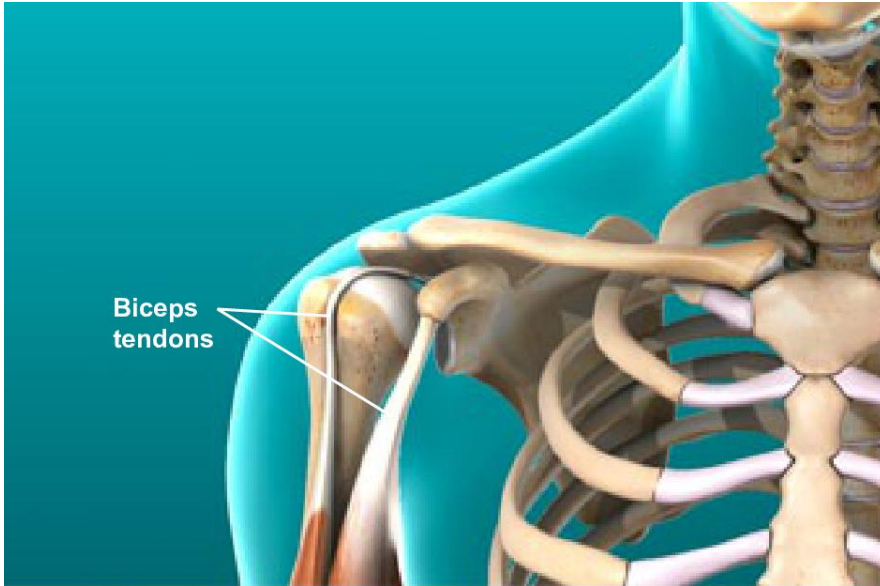




Biceps Tenodesis



Overview

This surgery repairs a biceps tendon in your shoulder. It fixes a tendon that is partially torn, or completely torn, from the bone.

Preparation

To start, you are given medicine to numb your shoulder and to relax you. You may be put to sleep. The surgeon makes a few small openings in your skin. These are for the special camera (called an "arthroscope") and the small surgical instruments.

Procedure

The surgeon cuts and pulls the top of the tendon away from the bone. Any damaged parts are trimmed away. Then, the surgeon drills a hole in the humerus bone. The tendon is pushed into this hole and anchored with a special screw.

End of Procedure and Aftercare

When the surgery is finished, the openings in your skin are closed. Your shoulder is bandaged. Your arm is placed in a sling. You will be watched for a brief time, and then you can go home. Your doctor will give you tips to help you heal.