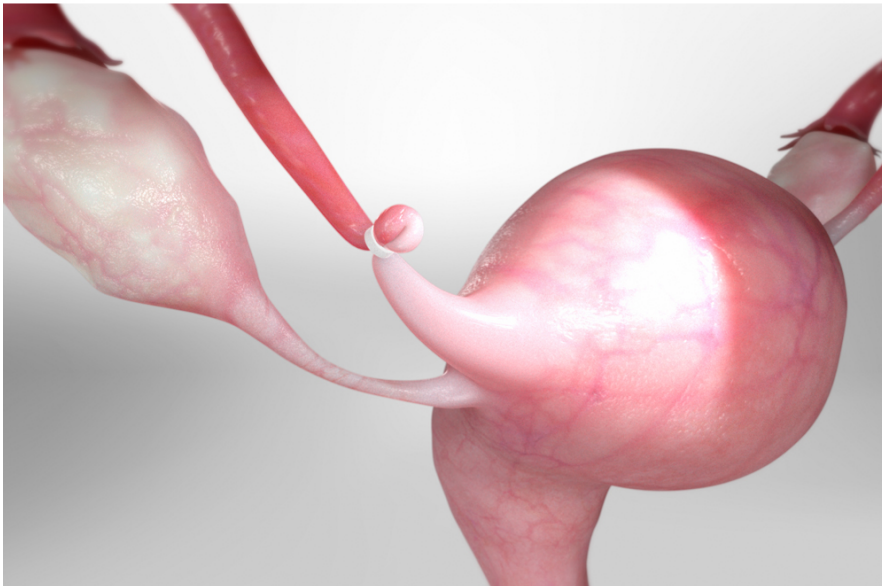
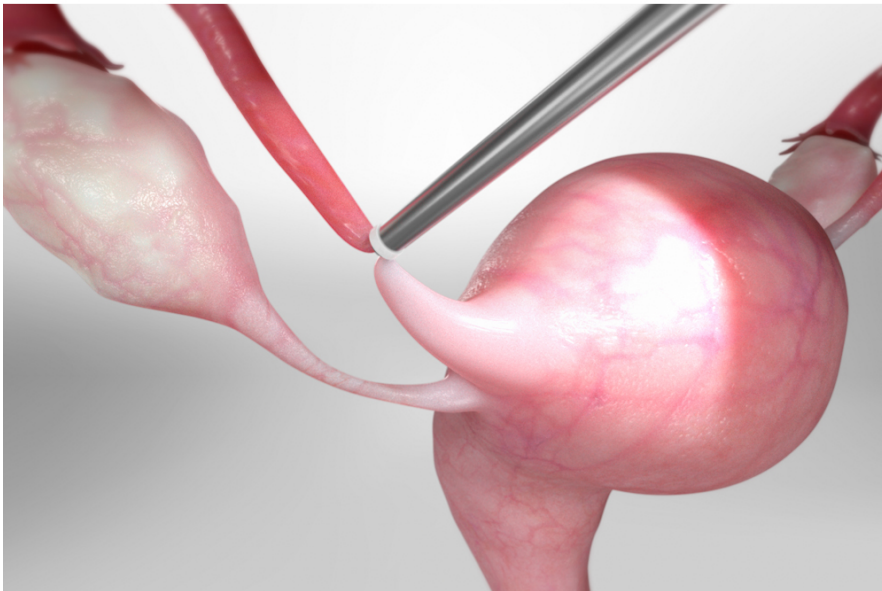
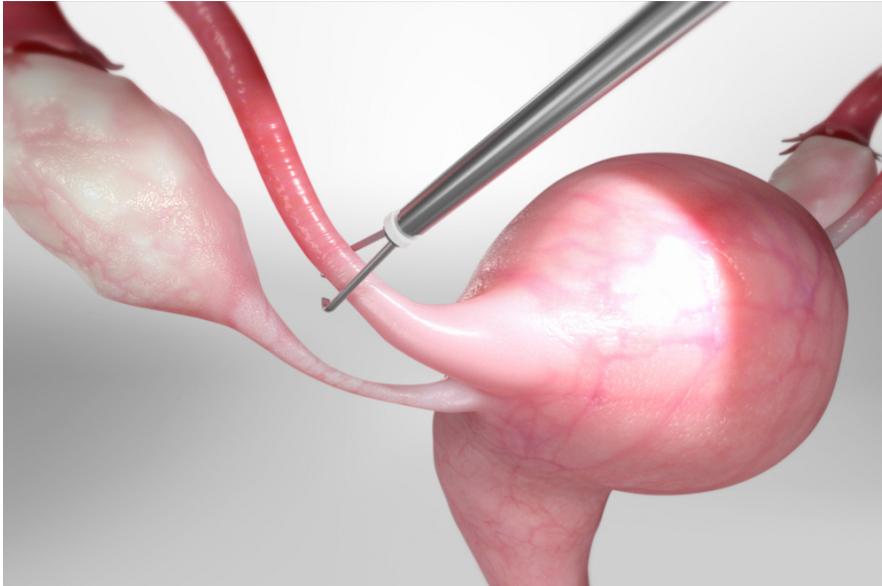




Tubal Ligation (Laparoscopic Tubal Ring Method)



Overview

This is a permanent form of birth control. It uses small elastic rings to block your fallopian tubes. It keeps eggs from traveling from your ovaries to your womb (where they can be fertilized by your partner's sperm). Tubal ligation is meant for women who do not want to become pregnant in the future. We may be able to reverse it with surgery. But even after the reversal, you may not be able to become pregnant.

Preparation

To begin, you lie on a surgical table. We give you medicine to put you to sleep. We make one or more small openings in your belly area. We inflate your insides with air. This gives us room to work.

Laparoscope

We'll do the surgery with the help of a device called a "laparoscope." It has a long, thin tube with a light and a camera at the end. It lets us see your insides on a monitor. We carefully guide the laparoscope into your belly so we can see your fallopian tubes. We put surgical tools through the other openings in your belly.

Placing the rings

Now it's time to place an elastic ring on each fallopian tube. To do this, we fold a small section of each tube and slip a ring over it. The rings are strong. They compress the tubes tightly. Over time, scar tissue forms.

Conclusion

When it's done, we watch you as you become awake and alert. Then, you can go home. Follow your care tips for a safe recovery.